

# Ferrite Cores

## For Cable Cylindrical

## RH Series

### FEATURES

- For use with round cables. Both the clamp-on type and the regular type cores are available with diameters ranging from 7.3 to 13mm. Clamp-on cores can be attached to an existing cable while avoiding removal or cutting of the cable.
- Both regular and clamp-on types are available for use with flat cables. The clamp-on type core is highly effective for noise absorption (EMC) due to precision finish of the mating surfaces.

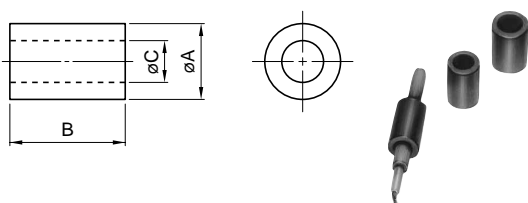
### APPLICATIONS

Imaging devices, audio equipment, automotive electronics, telecommunication devices, office automation equipment, and digital interface various other cables.

### MATERIAL CHARACTERISTICS

Material	Initial permeability $\mu_i$	Temperature factor of initial permeability $\alpha_{\mu i} \times 10^{-6}/^{\circ}\text{C}$	Saturation magnetic flux density $B_s(\text{mT})$
HF70	1500	1 to 3	280[H=1600A/m]
HF60	900	8 to 14	300[H=1600A/m]
HF57	650	3 to 7	400[H=4000A/m]

### SHAPES AND DIMENSIONS/CHARACTERISTICS



Part No.	Dimensions(mm)			Impedance Z ( $\Omega$ )[at 23°C]		
	A	B	C	10MHz typ.	100MHz typ.	100MHz min.
HF70RH14.3X28.6X6.35	14.3	28.6	6.35	140	225	160
HF70RH12X15X7.3	12	15	7.3	44	83	58
HF70RH16X17X9	16	17	9	69	120	85
HF70RH16X28X9	16	28	9	100	165	115
HF70RH16X12X9.1	16	12	9.25	51	84	59
HF70RH17.4X28.57X9.5	17.44	28.57	9.52	125	210	145
HF70RH16X28X10	16	28	10	83	145	100
HF70RH19X29X13	19	29	13	80	145	100
HF70RH26X29X13	26	29	13	120	205	140
HF57RH12X15X7.3	12	15	7	35	100	70
HF57RH12X15X8.5	12	15	9	31	80	55
HF57RH12X20X5.6	12	20	6	65	199	140
HF57RH14.22X23.5X7	14	24	7	78	222	156
HF57RH14.3X28.6X6.35	14	29	6	120	285	200
HF57RH16X17X9	16	17	9	109	140	85
HF57RH16X28X6.7	16	28	7	111	315	200
HF57RH16X28X9	16	28	9	78	170	140
HF57RH17.5X28.5X9.5	18	29	10	87	243	180
HF57RH18.5X28.5X11	19	29	11	73	206	150
HF57RH19X29X13	19	29	13	55	168	100
HF57RH26X29X13	26	29	13	100	250	175

# Ferrite Cores

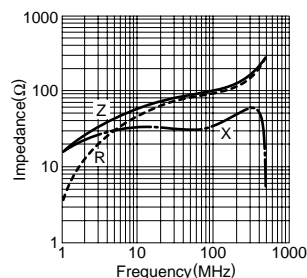
For Cable  
Cylindrical

# RH Series

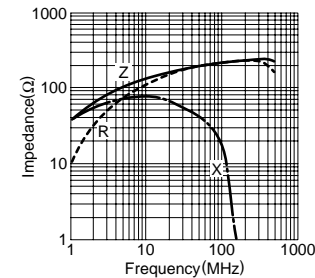
## TYPICAL ELECTRICAL CHARACTERISTICS

### Z, R, X vs. FREQUENCY CHARACTERISTICS

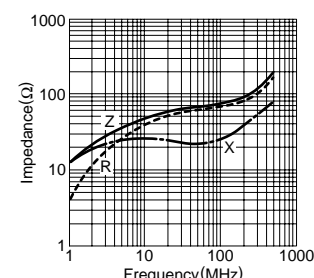
**HF70RH16X17X9**



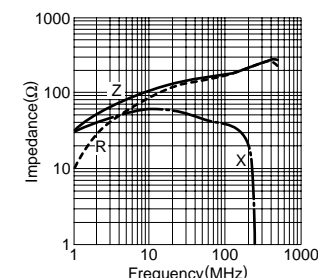
**HF70RH14.3X28.6X6.35**



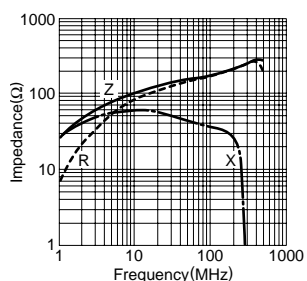
**HF70RH12X15X7.3**



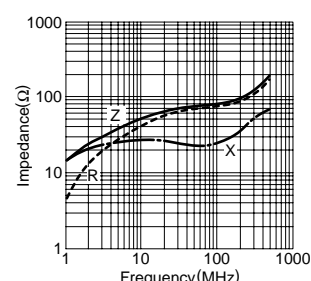
**HF70RH17.4X28.57X9.5**



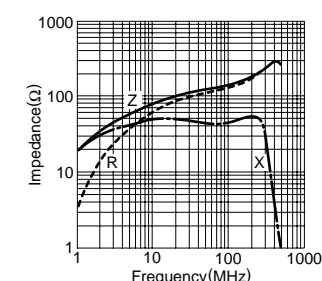
**HF70RH16X28X9**



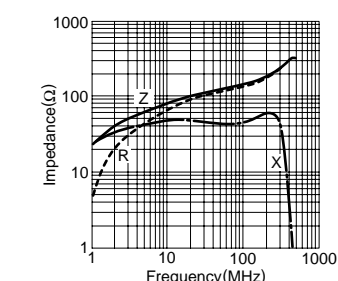
**HF70RH16X12X9.1**



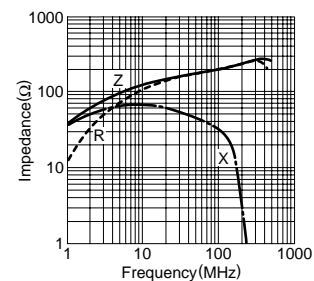
**HF70RH16X28X10**



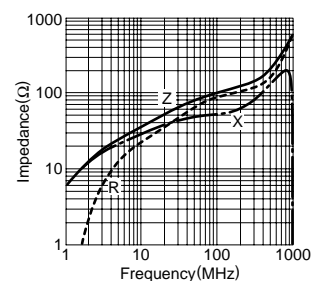
**HF70RH19X29X13**



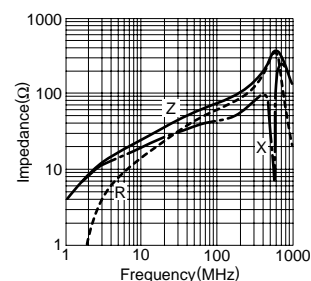
**HF70RH26X29X13**



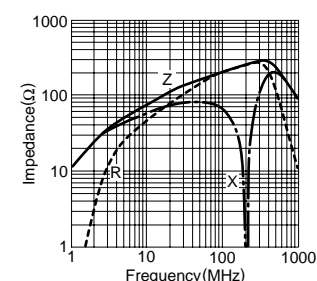
**HF57RH12X15X7.3**



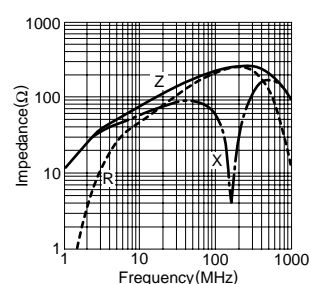
**HF57RH12X15X8.5**



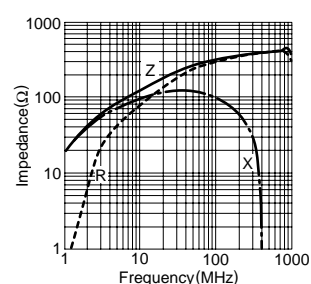
**HF57RH12X20X5.6**



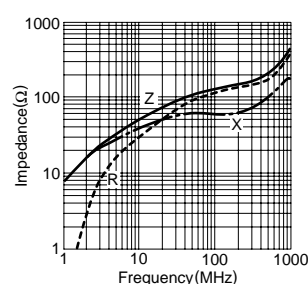
**HF57RH14.22X23.5X7**



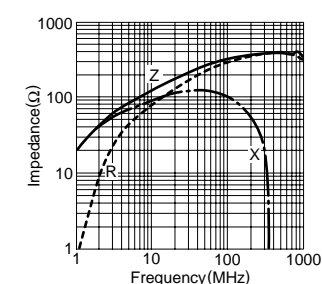
**HF57RH14.3X28.6X6.35**



**HF57RH16X17X9**



**HF57RH16X28X6.7**



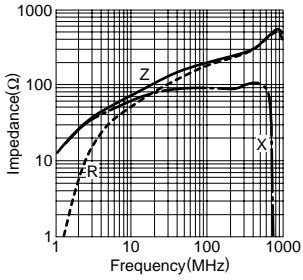
# Ferrite Cores

For Cable  
Cylindrical

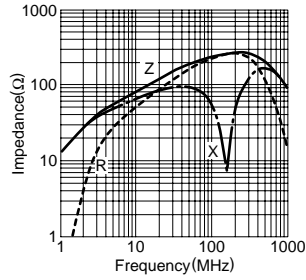
# RH Series

## TYPICAL ELECTRICAL CHARACTERISTICS Z, R, X vs. FREQUENCY CHARACTERISTICS

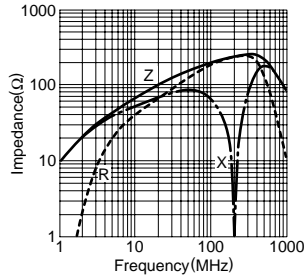
**HF57RH16X28X9**



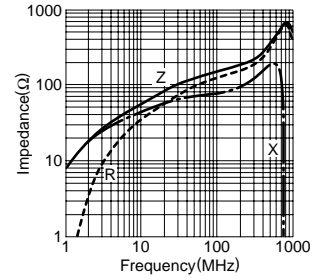
**HF57RH17.5X28.5X9.5**



**HF57RH18.5X28.5X11**



**HF57RH19X29X13**



**HF57RH26X29X13**

