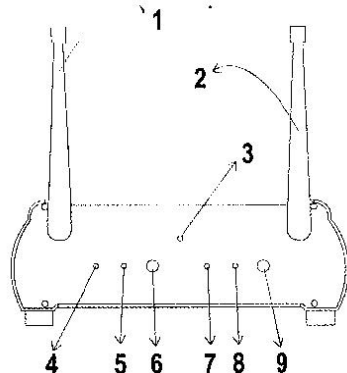


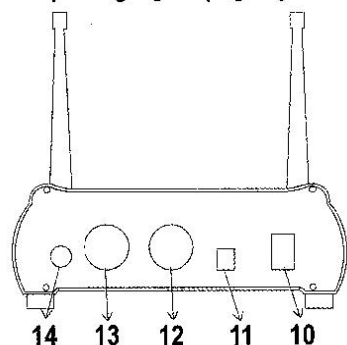
### GWS-62 RECEIVER FRONT INTRODUCTION

1. Channel A antenna
2. Channel B antenna
3. Power light
4. Channel A audio signal light
5. Channel A RF signal light
6. Channel A volume button
7. Channel B audio signal light
8. Channel B RF signal light
9. Channel B volume button



### GWS-62 RECEIVER BACK INTRODUCTION

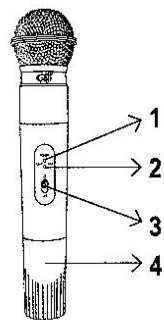
10. Power swith
11. DC power input
12. Channel A balanced output
13. Channel B balanced output
14. Channel A & B mixed output



### MICROPHONE INTRODUCTION

(supplied with GWS-61H and GWS-62H sets)

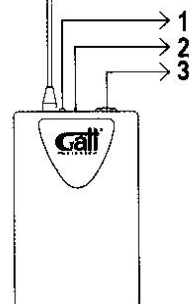
1. Power light
2. Low battery warning light
3. Power switch
4. Battery cover



### BODYPACK INTRODUCTION

(supplied with GWS-61B sets)

1. Low battery warning light
2. Power switch
3. Signal Input



## SPECIFICATIONS

### MICROPHONE FEATURES AND SPECIFICATIONS

- Maximum deviation range:..... ± 30KHz
- Power output:..... 10mW
- Power:..... Standard 9V battery
- Consumed current:..... 35mA
- Pickup sound:..... cardioid pattern

### RECEIVER FEATURES AND SPECIFICATIONS

- Sensitivity:..... 10dB/μV (5/N. 60dB)
- SNR:..... >110dB
- Voltage:..... DC12V, 200mA
- Output:..... balanced pattern:..... 400mV  
unbalanced pattern:..... 200mV

### OVERALL SYSTEM

- Modulation:..... FM
- ISM frequency range..... 863-865MHz
- Frequency stability:..... ±0.005%
- Audio bandwidth:..... 40-20,000 Hz
- Maximum deviation range:..... ±30KHz
- Frequency response..... 30Hz-15KHz
- SNR:..... 110 dB(A)
- THD:..... <0.5%@1KHz
- Temperature range:..... -10°C-±50°C